

Net Portfolio Returns (to end October 2022)

Portfolio	1 Month	3 Months	1 Year	3 Years (p.a.)	Since Inception (p.a.)	Inception Date
Soteria Dynamic Active High Growth	5.36%	-1.12%	-12.55%	0.01%	4.99%	01/01/2017
Soteria Dynamic Index High Growth	6.00%	-1.08%	-7.53%	2.19%	4.01%	01/10/2018

Market Commentary:

October 2022 was another month of troubling inflation and rising interest rates around the world. However, share markets posted mostly good returns for the month, recovering most of their September declines. What boosted share prices was renewed hopes of the slowing of rate hikes in the coming months. One contributing factor has been the prospect of Democrats losing control of the House and perhaps even the Senate in the November mid-term US elections. A Republican win in one or both chambers may result in Congress reining in President Biden's spending spree, possibly reducing the Fed's need to hike rates as far as they otherwise might have.

Inflationary forces are easing with falling fuel prices, and rate hikes starting to cut into spending, but inflation rates are still running at very high levels: above 10% in the UK, Germany, Italy and Russia; above 8% in the US and Mexico; above 7% in Australia, NZ, Spain, India and Brazil; above 6% in France and Canada; and even 3% in Japan. Strong jobs markets are adding fuel to inflation. Jobless rates are still very low in many countries: below 3% in Japan, Singapore and South Korea; below 4% in US, Australia, NZ and UK. However, unemployment is above 5% in Canada and Germany, and above 7% in the rest of Europe, a legacy from the mid-2010's post-GFC recessions in Europe that were caused by austerity policies and premature rate hikes by the ECB.

Discretionary managed account portfolios posted good gains in October, as share markets rose and bond markets stabilised. This year has been a poor year as all managed accounts consist of holdings that are in volatile, publicly traded markets, unlike unlisted holdings in the rest of client portfolios (unlisted property funds, private equity, debt, etc). The advantages of public markets is high liquidity and transparency compared to unlisted markets, but the downside is that public markets suffer short term volatility, and the inevitable temporary up-swings (like last year) and temporary down-swings (this year). In the current cycle, much (or most) of the share market falls are probably behind us, and will rebound into the next boom given time.

Portfolio Performance & Asset Allocation

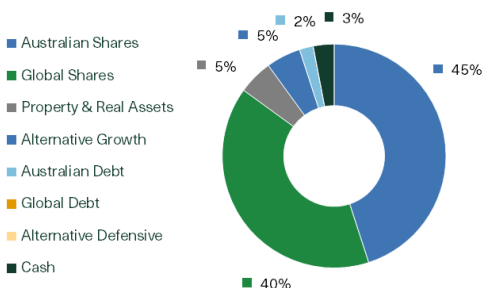
Soteria Dynamic Active - 'High Growth'



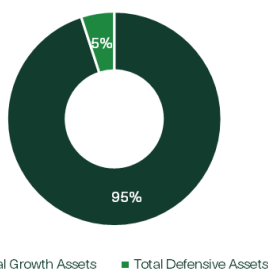
Active Portfolio Top 5 Investments

#	Investment Name	APIR/ Ticker	%
1)	Vanguard Aust. Shares Index ETF	VAS	15%
2)	Vanguard Ethical Int. Shares Index ETF (Hgd)	VAN0848AU	10%
3)	Macquarie Australian Small Companies Fund	MAQ0454AU	7%
4)	DNR Australian Equities High Conviction Fund	PIM0028AU	7%
5)	Greencape Broadcap Fund	HOW0034AU	6%
Number of Holdings			19

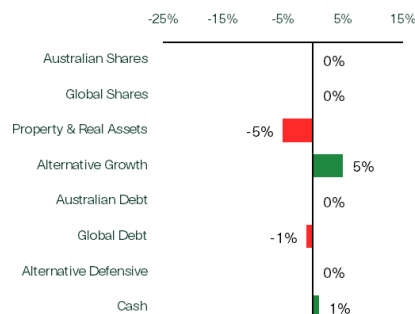
High Growth Active Portfolio 25-Oct-22



Growth / Defensive Split

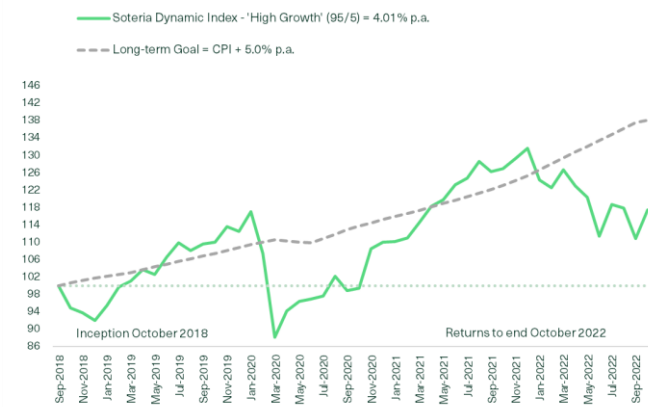


Target Over/Under-weightings



Portfolio Performance & Asset Allocation

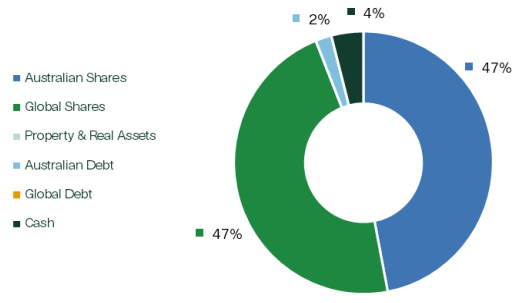
Soteria Dynamic Index - 'High Growth'



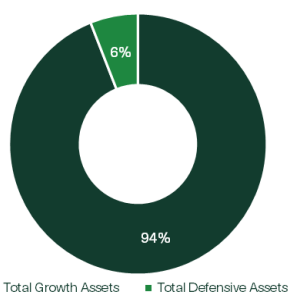
Index Portfolio Top 5 Investments

#	Investment Name	APIR/ Ticker	%
1)	Vanguard Australian Shares ETF	VAS	36%
2)	Vanguard MSCI Int. Shares Index (Hdg)	VGAD	22%
3)	Vanguard Ethical Int. Shares Index ETF	VESG	20%
4)	VanEck Australian Equal Weight ETF	MVW	7%
5)	BetaShares Global Quality Leaders ETF	QLTY	5%
Number of Holdings			9

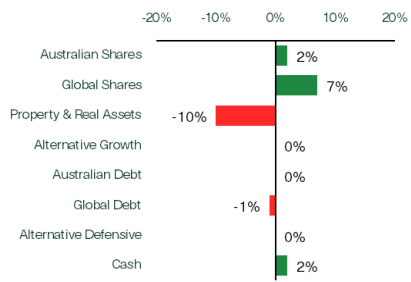
High Growth Index Portfolio 25-Oct-22



Growth / Defensive Split



Target Over/Under-weightings



Portfolio Overview

The Soteria Growth Portfolios invest in a diversified mix of asset classes using a range of carefully selected, best in class, managed funds and exchange traded funds. The weights of assets and asset classes are reviewed and adjusted regularly within specific ranges based on relative valuation, return outlooks and likely risks. The Soteria Growth Portfolios are managed with a focus on downside protection and an aim to generate total returns well above inflation for investors who can tolerate volatility of capital values and income levels along the way.

Portfolio Manager – Ashley Owen, CFA		
Benchmark		
Long Term Returns Target		CPI + 4.5%
Active Portfolio Fees*		
Model Fee		0.275% p.a.
Portfolio MER After Rebates		0.51% p.a.
Index Portfolio Fees*		
Model Fee		0.220% p.a.
Portfolio MER After Rebates		0.24% p.a.
Platform APIR Codes	Soteria Dynamic Active Growth	Soteria Dynamic Index Growth
Netwealth	MACC000072	MACC000168
BT Panorama	WFS5791AU	n/a
Macquarie Wrap	SMASTB03S	n/a

This document contains general advice only and is provided by Stanford Brown Pty Ltd as corporate authorised representative of The Lunar Group Pty Ltd AFSL No 470948. Any general advice in this document does not take into consideration your personal circumstances and should not be relied upon. Any reference to your actual circumstances, in examples given, is coincidental. This document does not intend to give any taxation advice and should not be relied upon as tax advice. Before making any decision about a financial product you should refer to the Product Disclosure Statement. You should also obtain independent financial planning, investment, accounting, taxation and legal advice that is suitable to your circumstances. The Lunar Group and its representatives believe that the information in this document is correct at the time of compilation but no warranty of accuracy or reliability is given and we accept no responsibility for any errors or omissions (including responsibility to any person due to negligence). Past Performance is not indicative of future performance. Net performance figures are calculated using exit prices, net of fees and reflect the reinvestment of distributions. Returns are rounded to two decimal places. Slight variations to actual calculations may occur.
 *The fees mentioned do not include platform fees, responsible entity investment management fees, fund performance fees, transaction costs or buy-sell spreads which may apply.